



SECURITY STORM DOORS BY **HMI**   
DOORS




# TABLE OF CONTENTS

HM-102 P. 16	HM-116-F P. 11	HM-133-F P. 13	HM-147 P. 18	HM-168-R P. 12	HM-182 P. 5
HM-102-R P. 16	HM-117 P. 10	HM-134 P. 13	HM-150 P. 8	HM-168-C P. 12	HM-182-R P. 5
HM-102-C P. 16	HM-117-R P. 10	HM-134-R P. 13	HM-151 P. 8	HM-168-F P. 12	HM-182-C P. 5
HM-102-F P. 16	HM-117-C P. 10	HM-134-C P. 13	HM-151-R P. 8	HM-169 P. 11	HM-182-F P. 5
HM-104 P. 16	HM-117-F P. 10	HM-134-F P. 13	HM-151-C P. 8	HM-169-R P. 11	HM-183 P. 5
HM-104-R P. 16	HM-123 P. 15	HM-135 P. 13	HM-151-F P. 8	HM-169-C P. 11	HM-183-R P. 5
HM-104-C P. 16	HM-123-R P. 15	HM-135-R P. 13	HM-152 P. 8	HM-169-F P. 11	HM-183-F P. 5
HM-104-F P. 16	HM-123-C P. 15	HM-135-C P. 13	HM-156 P. 11	HM-170 P. 2	HM-183-C P. 5
HM-105 P. 6	HM-123-F P. 15	HM-135-F P. 13	HM-156-R P. 11	HM-170-R P. 3	HM-184 P. 6
HM-106 P. 16	HM-124 P. 15	HM-137 P. 14	HM-156-C P. 11	HM-171 P. 2	HM-185 P. 6
HM-106-R P. 16	HM-124-R P. 15	HM-137-R P. 14	HM-156-F P. 11	HM-172 P. 2	HM-186 P. 6
HM-106-C P. 16	HM-124-C P. 15	HM-137-C P. 14	HM-158 P. 8	HM-172-R P. 2	HM-187 P. 7
HM-106-F P. 16	HM-124-F P. 15	HM-137-F P. 14	HM-159 P. 8	HM-172-C P. 2	HM-213 P. 9
HM-108 P. 16	HM-125 P. 15	HM-138 P. 14	HM-160 P. 8	HM-172-F P. 2	HM-213-R P. 9
HM-108-R P. 16	HM-125-R P. 15	HM-138-R P. 14	HM-160-R P. 8	HM-174 P. 3	HM-213-C P. 9
HM-108-C P. 16	HM-125-C P. 15	HM-138-C P. 14	HM-160-C P. 8	HM-175 P. 3	HM-213-F P. 9
HM-108-F P. 16	HM-125-F P. 15	HM-138-F P. 14	HM-160-F P. 8	HM-176 P. 3	HM-313 P. 9
HM-111 P. 10	HM-126 P. 15	HM-139 P. 14	HM-163 P. 12	HM-176-R P. 3	HM-313-R P. 9
HM-111-R P. 10	HM-126-R P. 15	HM-139-R P. 14	HM-163-R P. 12	HM-176-C P. 3	HM-313-C P. 9
HM-111-C P. 10	HM-126-C P. 15	HM-139-C P. 14	HM-163-C P. 12	HM-176-F P. 3	HM-313-F P. 9
HM-111-F P. 10	HM-126-F P. 15	HM-139-F P. 14	HM-163-F P. 12	HM-177 P. 3	HM-314 P. 9
HM-112 P. 10	HM-128 P. 17	HM-140 P. 14	HM-165 P. 12	HM-178 P. 3	FINISHES P. 19
HM-112-R P. 10	HM-128-R P. 17	HM-140-R P. 14	HM-165-R P. 12	HM-179 P. 3	HARDWARE P. 19
HM-112-C P. 10	HM-128-C P. 17	HM-140-C P. 14	HM-165-C P. 12	HM-179-R P. 3	ARCH TOPS P. 20
HM-112-F P. 10	HM-128-F P. 17	HM-140-F P. 14	HM-165-F P. 12	HM-179-C P. 3	FEATURES P. 20
HM-113 P. 9	HM-129 P. 17	HM-141 P. 7	HM-166 P. 12	HM-179-F P. 3	
HM-114 P. 7	HM-130 P. 17	HM-141-R P. 7	HM-166-R P. 12	HM-180 P. 4	
HM-115 P. 10	HM-132 P. 17	HM-141-C P. 7	HM-166-C P. 12	HM-180-R P. 4	
HM-115-R P. 10	HM-132-R P. 17	HM-141-R P. 7	HM-166-F P. 12	HM-180-C P. 4	
HM-115-C P. 10	HM-132-C P. 17	HM-142 P. 18	HM-167 P. 11	HM-180-F P. 4	
HM-115-F P. 10	HM-132-F P. 17	HM-143 P. 18	HM-167-R P. 11	HM-181 P. 4	
HM-116 P. 11	HM-133 P. 13	HM-144 P. 18	HM-167-C P. 11	HM-181-R P. 4	
HM-116-R P. 11	HM-133-R P. 13	HM-145 P. 18	HM-167-F P. 11	HM-181-C P. 4	
HM-116-C P. 11	HM-133-C P. 13	HM-146 P. 18	HM-168 P. 12	HM-181-F P. 4	

<b>ALUMINUM STORM DOORS</b>	
HM-601	P. 7
HM-602	P. 7

## THE CONTEMPORARY SERIES



HM-170  
Victoria



HM-171  
Everett



HM-172  
Riviera



HM-172-R  
Riviera



HM-172-C  
Riviera



HM-172-F  
Riviera



HM-170-R Victoria



HM-175 Avant-garde




HM-177 Nouveau

## THE CONTEMPORARY SERIES


Recommended only  
with Quarter Arch Top  
(see back cover)



HM-174  
Ventura



HM-175  
Avant-garde



HM-176  
Gloster



HM-176-R



HM-176-C



HM-176-F



HM-177  
Nouveau



HM-178  
Oxford



HM-179  
Sonoma



HM-179-R



HM-179-C



HM-179-F






HM-180-R Rometto



HM-181 Cascade

## THE FORGED SERIES



HM-180  
Rometto



HM-180-R



HM-180-C



HM-180-F

Design Detail




HM-181-R



HM-181-C



HM-181-F



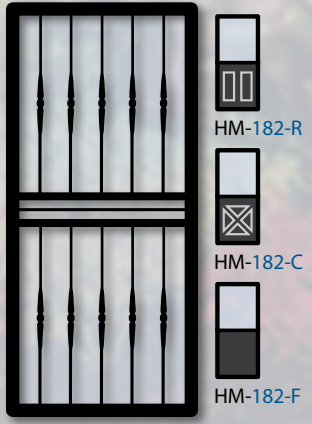
HM-181  
Cascade





HMI's Forged Series Doors are the highest quality Security Doors available. Not only are the rails constructed of steel tubing, but the design elements are made of solid forged steel and welded to the door.

# THE FORGED SERIES



HM-182 Olympia



Design Detail




HM-183 Ridgegate





HM-184  
Candela



HM-185  
Florence



HM-185 Florence



HM-105  
Plantation



HM-186  
Lexington



HM-105 Plantation




# THE FULL VIEW SERIES



HM-114 Clear View with Mailslot



HM-114  
Clear View



HM-187  
Plain View



HM-141  
Philly



## ALUMINUM STORM DOORS



### Patented Aluminum Storm Door CamLock System!

The Camlock is hidden inside the door, making it hassle-free to replace your screen. One quick turn to loosen and another one to tighten!



\* HM-601



\* HM-602




HM-602 with Mailslot

HMI's Full View Security Storm Doors provide the strength of a Steel Door with the look of a conventional Aluminum Storm Door. All Full View Doors are available in either Full Glass or 3/4 Glass styles.

**Note:** Not all Full View Doors are available with mailslots. By Law, mailslots must be at least 32" from the ground.

### ALSO CONSIDER OUR ALUMINUM STORM DOOR

Enjoy the beauty of your Entry door full glass without the obstruction of a center support bar. These doors, with \* have a 1 1/2" heavy extrusion aluminum screen frame eliminating the center bar.



1 1/2" Heavy Extrusion  
Aluminum Screen frame






HM-151 Manhattan



HM-159 Eastern


## THE CONTEMPORARY SERIES



HM-150  
Queens



HM-152  
Yonkers



HM-151  
Manhattan



HM-151-R



HM-151-C



HM-151-F



HM-158  
Palladian



HM-159  
Eastern



HM-160  
Maryland



HM-160-R



HM-160-C




HM-160-F






HM-213 Sunburst


# THE SUNSHINE SERIES



HM-113 Sunbeam



HM-314 Sunshine



HM-213 Sunburst




HM-213-R



HM-213-C



HM-213-F



HM-313-R



HM-313-C



HM-313-F

HM-313 Sunset





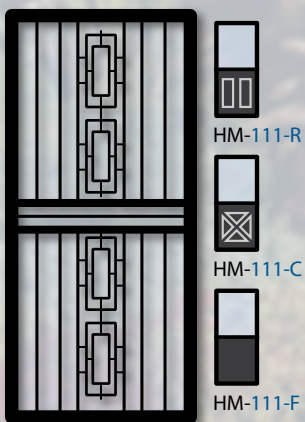
HM-111 Macao (With Cathedral Arch Top)



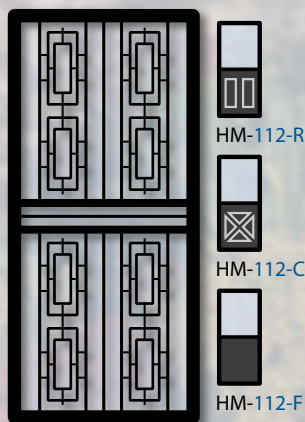
HM-115 Contempo (With Quarter Arch Top)

See back cover for more details on Arch Tops.

## PREMIUM SECURITY STYLES



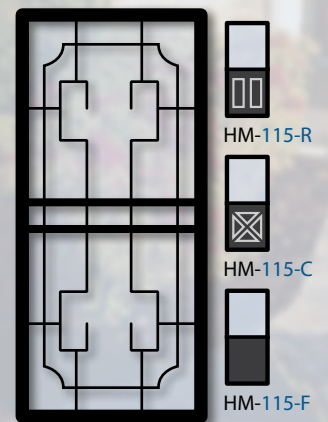
HM-111  
Macao



HM-112  
Oriental



HM-117  
Inca



HM-115  
Contempo





HM-169-R Greco



HM-156 Tea Garden

Not available in Arch Top.



HM-169  
Greco

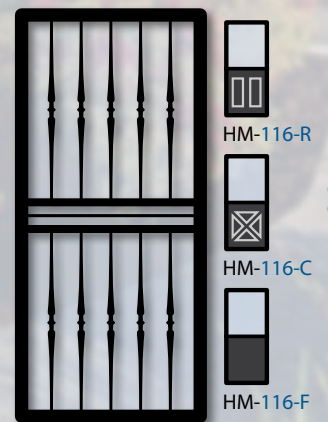


HM-167  
Neptune

HM 167 Design Detail



HM-156  
Tea Garden



HM-116  
Roma

HM 116 Design Detail





HM-163 Versailles




HM-168 Modern


## PREMIUM SECURITY STYLES




HM-163  
Versailles



HM-166  
Atlanta




HM-165  
Art Deco



HM-168  
Modern





HM-134 Sierra in a Patio Door Configuration

Any design offered by HMI is available in a Patio Door (top) or Double Door (below) configuration. HMI hinges each door independent of the other so they may be opened separately to prevent any stress on the hinges.



HM-133  
Sparta



HM-134  
Sierra



HM-135  
Matterhorn



HM-140-R Bourbon in a Double Door Configuration





## PREMIUM SECURITY STYLES



HM-137  
Baton Rouge



HM-138  
Mardi Gras



HM-139  
Maison



HM-140  
Bourbon





HM-124 Caribbean

HM-125 Venice



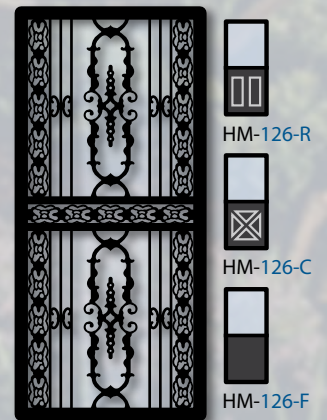
HM-123  
Chateau



HM-124  
Caribbean



HM-125  
Venice



HM-126  
Regal





HM-102-R Tiara (With Full Arch Top)



HM-106 Classic

See back cover for more details on Arch Tops.

## PREMIUM SECURITY STYLES



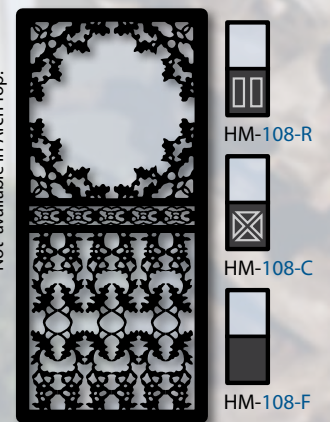
HM-102  
Tiara



HM-104  
Regency



HM-106  
Classic



HM-108  
Serenade

Not available in Arch Top.





HM-132-C Wildwood

Not available in Arch Top.



HM-129  
Garden View

See pg 16 (HM-108) for matching kick panel designs.

Not available in Arch Top.



HM-130  
Forest View

See pg 16 (HM-108) for matching kick panel designs.



HM-128  
Graceland



HM-128-R



HM-128-C



HM-128-F

Not available in Arch Top.



HM-132  
Wildwood



HM-132-R



HM-132-C



HM-132-F



## VALUE LINE SERIES

HMI's Value Line Series doors feature the same high quality steel construction as the premium line of doors but with a more economical design. All Value Line Series doors come with a Polished Brass Economy #4 Lever shown here.



*Note: Value Line Series doors are not available with a mailslot and only come with a Polished Brass Slimline Lock #3.*

Slimline Lock #3




HME-142  
Savannah



HME-145  
Washington




HME-143  
Columbia



HME-146  
Paris



HME-144  
Richmond



HME-147  
Cannes

HM-147 Cannes

Note: Value Line Series Doors are not available with mailslot.



# POWDERCOAT FINISHES

All Security Storm doors manufactured by HMI are coated with a "state-of-the-art" powdercoat finish to give years of trouble free enjoyment. The metal is cleaned and treated with chemically balanced detergents. The doors are then top coated with a powdercoating that is electrostatically applied and finally baked at 400° offering excellent adhesion, hardness, chemical resistance and weather resistance.



In addition to the 19 standard powdercoat finishes, HMI offers over 200 Custom Powdercoat Finishes. Please consult your local dealer for details.

Note: These sample colors do not accurately reflect actual painted surface color. For closer accuracy please use HMI Color Chips or refer to the HMI Color Guide.

## HARDWARE OPTIONS



Available with most any Premium Security Storm Door design, HMI offers the choice of two different sized mailslots in three different finishes to match your choice of handleset. Choose either the *Standard Mailslot (2 x 10)* or the *Magazine Slot (3 x 13)* available in Outside Flap (Standard) or Double Flap (Optional). See Price Book for Details.



Door Closers are painted to match your Security Storm Door finish. This option is only available with HMI's standard powdercoat finishes.

## HANDLESET OPTIONS



■ ■ ■ ■ Note: All hardware is available in 3 different finishes: Polished Brass, Antique Brass and Satin Nickel. Slimline #4 is also available in Aged Bronze.



# CUSTOM ARCH TOP OPTIONS



Full Arch



Quarter Arch



Curved Top




Pointed Top



Cathedral Top

HMI's Custom Arch Top Doors are available for Steel and Fiberglass Entry and Security Storm. Homeowners can choose from a variety of shapes to fit their architectural needs, ranging from a full arch to a cathedral top. Each Arch top door is custom made.

## SECURITY STORM FEATURES



Heavy, 16 Gauge Welded Steel Frame makes HMI's door extra strong and extra safe.




Extruded Metal Z-Bar with weather-stripping frames your Security Door ensuring your door has a tight seal against the elements.

Three heavy Duty Hinges provide additional tamper resistance.



Tempered Safety Glass is surrounded by a tight weatherproof seal.



Adjustable Pneumatic Closer allows you to set how fast or slow your door will close.

Steel Dust Box and Strike Plate (Exclusively Manufactured by HMI) are factory mounted for extra protection.



Over 200 Custom Powdercoat Colors available.

Bottom expander with Double Weather-stripped Sweep ensures a snug fit and seals the door to the threshold.



Steel Vault Pins are inserted behind the hinges to secure the door if the hinges should become damaged.

### Optional

Steel Z-Bar with Welded Steel Ball Bearing Hinges and Frames Patent Pending

No grease fillings to worry about



Shown: HM-177 Nouveau

Distributed by:

